

Complex scaled spectrum completeness for coupled channels

This article has been downloaded from IOPscience. Please scroll down to see the full text article.

2004 J. Phys. A: Math. Gen. 37 11575

(<http://iopscience.iop.org/0305-4470/37/48/004>)

View [the table of contents for this issue](#), or go to the [journal homepage](#) for more

Download details:

IP Address: 171.66.16.65

The article was downloaded on 02/06/2010 at 19:46

Please note that [terms and conditions apply](#).

Complex scaled spectrum completeness for coupled channels

B G Giraud¹, K Katō² and A Ohnishi²

¹ Service de Physique Théorique, DSM, CE Saclay, F-91191 Gif/Yvette, France

² Division of Physics, Graduate School of Science, Hokkaido University, Sapporo 060-0810, Japan

E-mail: giraud@spt.saclay.cea.fr, kato@nucl.sci.hokudai.ac.jp and ohnishi@nucl.sci.hokudai.ac.jp

Received 11 June 2004, in final form 18 October 2004

Published 17 November 2004

Online at stacks.iop.org/JPhysA/37/11575

doi:10.1088/0305-4470/37/48/004

Abstract

The complex scaling method provides scattering wavefunctions which regularize resonances and suggest a resolution of the identity in terms of such resonances, completed by the bound states and a smoothed continuum. But, in the case of inelastic scattering with many channels, the existence of such a resolution under complex scaling is still debated. Taking advantage of results obtained earlier for the two channel case, this paper proposes a representation in which the convergence of a resolution of the identity can be more easily tested. The representation is valid for any finite number of coupled channels for inelastic scattering without rearrangement.

PACS numbers: 02.60.Lj, 03.65.Nk, 24.10.Eq, 24.30.-v, 34.50.-s

1. Introduction, notation

As is well known, the complex scaling method (CSM) converts the description of resonances by non-integrable Gamow states into one by square integrable states while leaving the discrete spectrum unchanged [1]. Cuts describing the continuum are rotated, however, but this may be advantageous, since they are thus disentangled when their thresholds differ from one another. (We are not interested, in this paper, in the case of channels with identical thresholds.) It is then expected that the continuum corresponding to such rotated cuts makes a much smoother contribution to the calculation of collision amplitudes, level densities, strength functions and sum rules [2, 3], since narrow resonant processes have been assumed to be peeled out explicitly by the CSM. The CSM Hamiltonian, unfortunately, is no longer Hermitian, and it is not obvious that a resolution of the identity in terms of its bound states, resonances and presumably damped continuum is possible. For the one channel case, convincing arguments

were advanced a long time ago [4] to prove that this resolution exists. More recently [5], a detailed investigation of the case of two channels, coupled by straightforward potentials, generated a contour integration of the usual Green's function which provided the identity resolution. The task was made reasonably easy by the small complication of the Riemann surface in that case. The purpose of the present paper is to capitalize on the methods used for that two channel case and attempt a generalization to any finite number of channels, despite the more complicated nature of the relevant Riemann surface. We shall assume, naturally, that there already exists, derived from single poles and usual cuts, a resolution of the identity for the initial Hamiltonian, before its modification by complex scaling. Our problematics would be meaningless otherwise.

Several earlier studies, in particular by [6, 7], were concerned with a description of resonances with square integrable states, without complex scaling. They did not restrict to the consideration of just simple poles of the S -matrix and investigated how one might, as rigorously as possible, define initial wave packets for the description of decaying states; the non-purely exponential nature of their decays received detailed attention, via the analysis of their time-dependent evolutions. The present paper, however, will be content with a Gamow definition of resonances, by means of simple poles; our aim is just to generate a resolution of the identity, with time-independent states extending to asymptotic regions. For earlier searches of a complete basis of states, including resonances, but within a compact interaction volume, we may refer to the review by [8] of R -matrix methods and their extensions. See also [9] and in particular the comparison of 'class B' and 'class D' theories.

In this paper, we shall again assume that all potentials $V_{\text{in}}(r)$ driving the channels and their couplings are local and so short ranged, Gaussian-like for instance, that the $2N$ Jost solutions of the N coupled equation system,

$$-\psi_{ij}''(k_j, r) + \sum_{n=1}^N \left[e^{2i\theta} V_{\text{in}}(e^{i\theta} r) + \left(\frac{\ell_i(\ell_i + 1)}{r^2} - k_i^2 \right) \delta_{\text{in}} \right] \psi_{nj}(k_j, r) = 0, \quad (1)$$

$$i, j = 1, \dots, N,$$

exist and are analytical in the whole complex domain of all the momenta k_j . The radius r runs from 0 to $+\infty$, obviously, and the number N of channels is taken as finite. As an additional technicality we also assume, naturally, that the products $V_{\text{in}}\psi_{nj}$ do not diverge for $r \rightarrow 0$ when singular solutions of equations (1) are considered.

We select the threshold of the lowest channel as the origin of the complex energy plane, hence $E \equiv k_1^2$. The other channels with their physical thresholds E_j^* , which are real and positive numbers, now define channel momenta according to, $E_j = k_j^2 = E - e^{2i\theta} E_j^*$. Note that, given a real number E_j^* defining a physical threshold, the usual complex scaling where p^2 becomes $e^{-2i\theta} p^2$ and r becomes $e^{i\theta} r$ does not change E_j^* and rotates the corresponding cut by an angle -2θ . But here, we have a slightly different representation, because the Hamiltonian has been multiplied by $e^{2i\theta}$. Hence kinetic operators in our Hamiltonian H , see equations (1), are just $-d^2/dr^2$, every cut rotates back into being 'horizontal' and starts from $e^{2i\theta} E^*$. For time-dependent studies, it will make sense to scale time, conjugate of energy, by a factor $e^{-2i\theta}$. This will prevent those resonant wave packets, the energies of which have a positive imaginary part as eigenvalues of H , from exploding when $t \rightarrow +\infty$.

Also in this paper no rearrangement is allowed; channels are defined by just internal excitations of the projectile and/or the target, hence all reduced masses are equal. Finally we exclude from this paper the consideration of abnormal thresholds; we shall only discuss the case of 'square root thresholds'. This is generic enough.

It is understood here and from now on that a first subscript, such as i or n , denotes the component of each wave ψ in channel i or n , then that any superscript, \pm , or second subscript, j , denotes the boundary condition which defines ψ . For a Jost solution $f_{j,\pm}^\pm$, the boundary condition that we choose is ‘asymptotic flux $e^{\pm i(k_j r - \ell_j \pi/2)}$ in channel j and no asymptotic flux in the other channels’. It is well known that for $r \rightarrow 0$, the components of such Jost solutions are proportional to $(k_j r)^{-\ell_j} (2\ell_j - 1)!!$. For a regular solution φ_{ij} , the boundary condition that we choose sits at $r = 0$ and reads, ‘ $\lim_{r \rightarrow 0} (k_i r)^{-\ell_i - 1} \varphi_{ij}(r) = 0 \forall i \neq j$, while, for $i = j$, then $\lim_{r \rightarrow 0} (k_j r)^{-\ell_j - 1} \varphi_{jj}(r) = 1/(2\ell_j + 1)!!$ ’.

Following Newton [10], it is convenient, given E and r , to set the column vectors φ_j into a matrix $\Phi(E, r)$ of regular solutions and the Jost solutions $f_{j,\pm}^\pm$ (resp. $f_{j,\pm}^-$) into a similar matrix $\mathbf{f}^+(E, r)$ (resp. \mathbf{f}^-). It is also convenient to note that Φ , viewed as a function of the k_j as if these were independent momenta, is even under any reversal of a k_j into $-k_j$. Such is not the case for \mathbf{f}^+ ; analytic continuations in either energy or momenta planes can introduce one (or several) $f_{j,\pm}^-$ into \mathbf{f}^+ .

For our oncoming argument we must use the Wronskian matrix with matrix elements the Wronskians $\mathcal{W}(f_m^+, \varphi_n)$ of the Jost solutions f_m^+ with the regular ones φ_n . This, for s waves, is the transpose of \mathbf{f}^+ at $r = 0$,

$$\mathbf{W}(E) = \tilde{\mathbf{f}}^+(E, 0), \quad (2)$$

and for other angular momenta is only a slight modification of $\tilde{\mathbf{f}}^+(E, 0)$. (Rather than just $\tilde{\mathbf{f}}^+(E, 0)$ one must use limits of products $(k_i r)^{\ell_i} f_{ij}^+ / (2\ell_i - 1)!!$ at $r = 0$, explicitly, but we will disregard this technicality.) Green’s function \mathbf{G} is then found as

$$\begin{aligned} \mathbf{G}(E, r, r') &= \Phi(E, r) [\mathbf{W}(E)]^{-1} \tilde{\mathbf{f}}^+(E, r') \quad \text{if } r < r', \\ \mathbf{G}(E, r, r') &= \mathbf{f}^+(E, r) [\tilde{\mathbf{W}}(E)]^{-1} \tilde{\Phi}(E, r') \quad \text{if } r > r'. \end{aligned} \quad (3)$$

Here each tilde \sim means transposition; we refer to [10] or to appendix A of [5] for the derivation of such formulae for \mathbf{G} . Despite different formulae whether $r > r'$ or $r < r'$, and the lack of hermiticity, \mathbf{G} is symmetric, namely $\mathbf{G}(r, r') = \mathbf{G}(r', r)$.

It will be noted that the CSM, as we describe it by the system of equations (1), locates thresholds on a segment of the complex E plane with slope 2θ , extending from $E = 0$ to $e^{2i\theta} E_N^*$, and that the channel cuts are rotated back into being ‘horizontal’. Conversely, bound states lie on a negative semiaxis rotated by 2θ and resonances are rotated by 2θ as well. This slight change of representation changes nothing to the physics, obviously. For trivial technical reasons [5], we normalize energy units so that $E_N^* = 4$. Also we shall use a short notation, $k \equiv k_1$ and $K \equiv k_N$. We show in figure 1 the cut energy plane in an illustrative, four channel situation when $\theta = \pi/6$, $E_2^* = 1.5$ and $E_3^* = 3.5$ and $E_4^* = 4$.

Equipped with this slightly unwieldy formalism, we can now investigate whether there exists a representation, and an integration contour, such that the traditional integral, $\mathcal{I} = \int dE \mathbf{G}(E, r, r')$, calculated in two different ways, generates a resolution of the identity. This question of a representation and a contour is the subject of section 2, the main part of our argument. Additional considerations on the two ways of calculating this integral make the subject of section 3. A discussion and conclusion are proposed in section 4.

2. Representations and contours

2.1. Energy plane

From figure 1 it is intuitive that one could start, for instance, from $+\infty$ along the lower rim of the lowest channel cut, return to the origin, $E = 0$, proceed to $+\infty$ again on the upper rim,

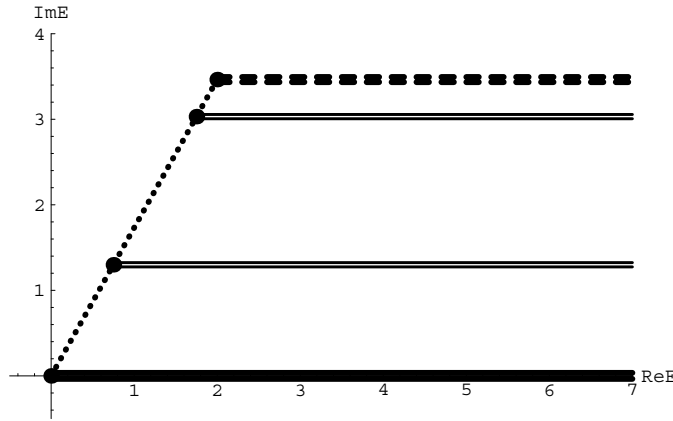


Figure 1. *E* plane. Physical cuts for a four channel case when $\theta = \pi/6$, $E_2^* = 1.5$, $E_3^* = 3.5$ and $E_4^* = 4$. Lowest channel, heavy full lines, highest channel, heavy dashed lines, intermediate channels, lighter full lines. The dotted segment with slope $\pi/3$ is the locus of thresholds (big dots) in this representation.

then join there the lower rim of the second cut, return to the threshold of this second cut, go to $e^{2i\theta} E_2^* + \infty$ along the upper rim, join the third cut lower rim at infinity, etc, until arriving at $e^{2i\theta} E_N^* + \infty$ along the upper rim of the highest channel. Then the contour would be closing at infinity by means of an almost complete circle, counterclockwise, terminating at the starting point, namely at $+\infty$ on the lower rim of the lowest channel.

Along such a contour, it would be necessary to investigate the behaviours of the ingredients \mathbf{f}^+ , \mathbf{W} and Φ of \mathbf{G} . Furthermore, information is needed about the singularities of \mathbf{G} inside the contour; indeed, residues of simple poles are essential for a calculation of $\int dE \mathbf{G}(E)$ by Cauchy’s theorem; one also needs reasons why no singularities higher than simple poles occur.

The representation discussed in the next subsection makes easier the needed investigation, for it opens two of the cuts and limits the discussion to situations where all momenta have semipositive imaginary parts, $\text{Im } k_j \geq 0$.

2.2. Pseudomomentum plane

A generalization from [5], where there were two channels only, the present ‘*P* representation’ consists of joining the upper rim of the lowest cut and the lower rim of the highest cut, and in opening both cuts, by rational formulae,

$$k = P + Q^2/P, \quad K = P - Q^2/P, \tag{4}$$

where $Q = e^{i\theta}$ makes a short notation for our scaling of energies such that $E_N^* = 4$ and $k^2 - K^2 = 4Q^2$. Trivially, *P* is the average $(k + K)/2$ of *k* and *K*. The point is, despite an obvious failure to open additional cuts, *P* also gives the ‘dominant’ part of any other momentum when $\text{Im } P \rightarrow +\infty$. Indeed, when $|P|$ is large, say $|P| \gg 2$, then an asymptotic value can be defined for k_j , $j \neq 1, j \neq N$, according to the rule,

$$k_j \equiv (k^2 - Q^2 E_j^*)^{\frac{1}{2}} = (P^2 + 2Q^2 - Q^2 E_j^* + Q^4/P^2)^{\frac{1}{2}} = P + Q^2(1 - E_j^*/2)/P + \mathcal{O}(P^{-2}). \tag{5}$$

Thus the semicircle at infinity in the upper *P* plane corresponds to $\text{Im } k_j > 0, \forall j$. This is of critical value for the zoology of our Jost functions and it is expected that this semicircle properly closes the integration contour under design.

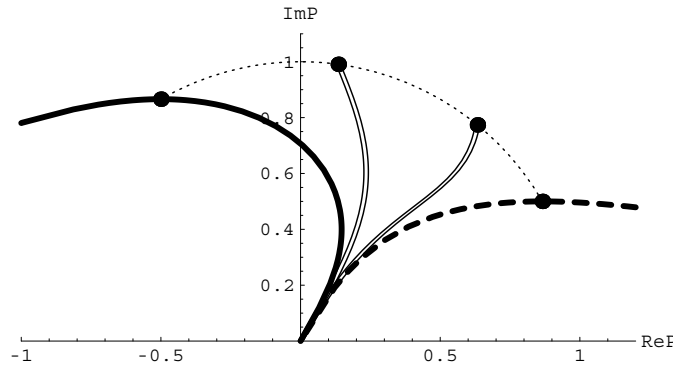


Figure 2. P plane. Cuts for the same four channel case, $\theta = \pi/6$, $E_2^* = 1.5$, $E_3^* = 3.5$ and $E_4^* = 4$. Open cut for lowest channel, heavy full line. Open cut for highest channel, heavy dashed line. Intermediate channel cuts, not open, lighter full lines. The dotted segment is the locus of thresholds (big dots) in this P representation.

Set now $P = x + iy$ and short notation $c = \cos 2\theta$ and $s = \sin 2\theta$. A trivial calculation separates the real and imaginary parts of the (complex) energies driving each channel,

$$(x^2 + y^2)^2 \operatorname{Re}(k_j^2) = [(x^2 + y^2 + s)(x + y) + (x - y)c] \times [(x^2 + y^2 - s)(x - y) + (x + y)c] - E_j^*(x^2 + y^2)^2 c, \quad (6)$$

and

$$(x^2 + y^2)^2 \operatorname{Im}(k_j^2) = 2[(x^2 + y^2)x + xc + ys][(x^2 + y^2)y + xs - yc] - E_j^*(x^2 + y^2)^2 s \quad (7)$$

and it is trivial to recover the images, in this new representation, of the cuts displayed in figure 1. Polar coordinates, with $P = pe^{i\eta}$, can also be used to describe the j th cut from equation (7) by

$$p^2 \sin 2\eta + \frac{\sin(4\theta - 2\eta)}{p^2} = (E_j^* - 2) \sin 2\theta. \quad (8)$$

Results are shown in figure 2 for the same special case as figure 1. As in [5], the lowest channel is represented by the heavy, shoulder shaped line, that starts from $-\infty$ on the real P axis, bends up, then goes back into the origin $P = 0$, where it terminates with a slope 2θ . Along the curve, k is real and runs from $-\infty$ to $+\infty$, covering both rims of the initial cut. The threshold $k = 0$ is represented by $P = iQ = e^{i(\theta + \frac{1}{2}\pi)}$. Partner points where $k \leftrightarrow -k$ obtain under the symmetric transformation $P \leftrightarrow -Q^2/P$. In the same way, for the highest channel, K runs with real values along the heavy dashed line, from $-\infty$ at $P = 0$ to $+\infty$ at the end of the positive $\operatorname{Re} P$ semiaxis, via $K = 0$ for $P = Q$. The transform, $P \leftrightarrow Q^2/P$, makes partners with opposite values of K .

The other cuts remain cuts. Their thresholds lie on the image, shown as a dotted line again, of the segment already pointed out at the stage of figure 1. Because both $\operatorname{Re}(k_j^2)$ and $\operatorname{Im}(k_j^2)$ vanish for such points, it is easy to eliminate E_j^* between the right-hand sides of equations (6) and (7) and obtain the condition for such a locus,

$$x^2 + y^2 = 1, \quad (9)$$

a very simple result indeed. With $|P| = 1$, the positions of the thresholds are easy to obtain. The special cases $j = 1$ and $j = N$ give the argument $\eta \equiv \operatorname{Arg} P$ as $\eta = \theta + \pi/2$ and

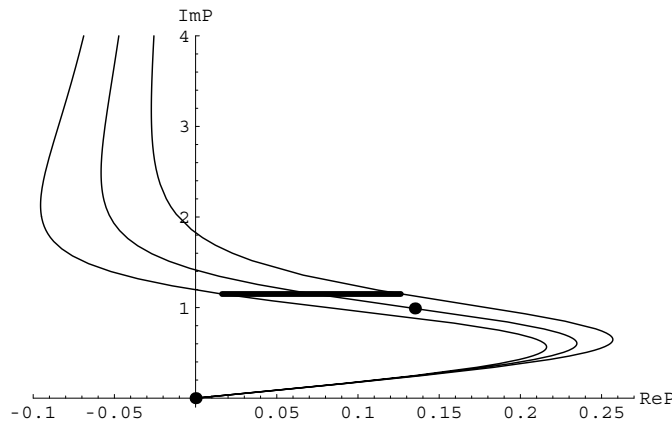


Figure 3. P plane. Again $\theta = \pi/6$. Cut for the channel defined by $E_2^* = 1.5$. The centre line, between dots, is the cut. The cut then continued for negative energies in the channel. Additional lines, lower rim (leftmost curve) and upper rim (rightmost curve), respectively. Both rims extended below threshold. Heavy line bar, connection between extended rims.

$\eta = \theta$, respectively. This was already known from [5]. The function $\sin 2\eta + \sin(4\theta - 2\eta)$, see equation (8), decreases monotonically when η increases from θ to $\theta + \pi/2$, hence a unique solution for each E_j^* , and an obvious symmetry about $\theta + \pi/4$ corresponding to the symmetry about $E_j^* = 2$. Then each intermediate cut generates, from equation (7), an image which joins its threshold to the origin $P = 0$, while k_j , a real number along this image, runs from 0 to $\pm\infty$, according to the rim. The image lies between the heavy full and dashed lines and, being pinched between them at $P = 0$, also reaches the origin with slope 2θ . While the pinching makes numerics slightly difficult, it is easy to verify analytically from equations (6) and (7) that *infinitesimally away from both rims of such an intermediate cut, but inside the wedge created by the heavy line curves, $\text{Im} k_j$ remains positive.*

To illustrate our full control of the various $\text{Im} k_j$ provided by this P representation, whether inside the wedge or near the positive infinity semicircle, we show in figure 3 the cut corresponding to E_2^* , and its continuation beyond threshold. By ‘beyond’, we mean still cancelling $\text{Im} k_2^2$, while $\text{Re} k_2^2$ becomes more and more negative. This allows reaching the ‘semicircle’. Simultaneously, we generate rims of the cut, and beyond again below threshold. To generate rims, we use equation (7), or as well equation (8), with E_2^* replaced by $E_2^* - 0.2$ and $E_2^* + 0.2$ for the lower and upper rim, respectively. (The choice ± 0.2 was made for graphical convenience, but we tested much smaller intervals, naturally.) The dots represent $P = 0$, where the channel energy is infinite, and the threshold, where it vanishes by definition. Like the cut, the rims are pinched by the wedge.

Then we show in figure 4 the trajectory of k_3 when P follows this cut from $P = 0$, to the threshold and beyond. Note that, E_2 being real along the line, then the imaginary part of $E_3 = E_2 + e^{2i\theta}(E_2^* - E_3^*)$ is obviously negative. This does not prevent a choice of k_3 with $\text{Im} k_3 > 0$, generating the leftmost trajectory in figure 4. Simultaneously, we show the trajectories of k_2 from both rims of the same cut. The left-hand side (when seen in figure 3) rim induces $\text{Re} k_2 \rightarrow -\infty$ when $P \rightarrow 0$, with an infinitesimally positive $\text{Im} k_2$. Conversely, the right-hand side rim induces $\text{Re} k_2 \rightarrow +\infty$ when $P \rightarrow 0$, with still an infinitesimally positive $\text{Im} k_2$. When we go from either rim towards the upper semicircle at infinity, this induces $\text{Im} k_2 \rightarrow +\infty$, as expected. The rims can be connected by any small path, see the bar above the threshold in figure 3, and the values of k_2 along the rims can be smoothly matched, see the

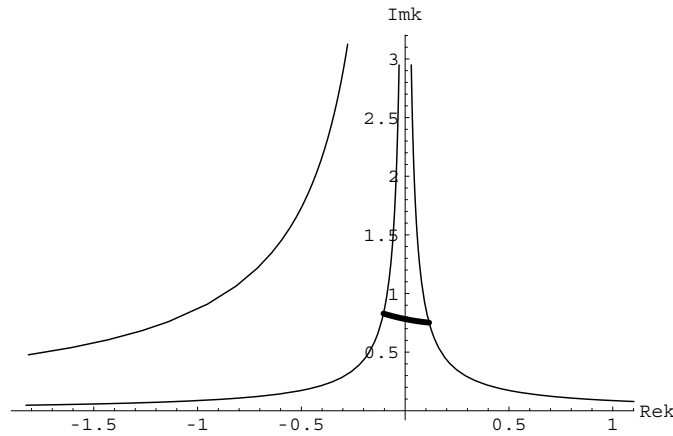


Figure 4. k_2, k_3 planes. Still $\theta = \pi/6$, $E_2^* = 1.5$ and $E_3^* = 3.5$. Leftmost curve, trajectory of k_3 when P follows the central line of figure 3. Intermediate curve, trajectory of k_2 for extended lower rim, see the leftmost curve in figure 3. Rightmost curve, trajectory of k_2 induced by extended upper rim, see the rightmost curve in figure 3. Heavy line curved bar, connection trajectory for k_2 when P turns around the threshold, below it.

curved bar in figure 4, the trajectory of k_2 when P follows the bar in figure 3. Generalizations to every k_j in every part of the wedge are trivial.

2.3. Contour

To synthesize this section, the P representation defines a physical sheet similar to the physical sheet of the energy plane. The region of interest is that region above the two curves which open the cuts for the lowest and the highest channels, while cuts remain for the intermediate channels. All momenta inside the wedge, and all the way to the upper semicircle at infinity, can be defined with positive imaginary parts. A contour can be found, following all cuts and closing at infinity in the upper plane.

The intuition which was present in the E representation can be substantiated in the P plane. Start from $-\infty$ on the real axis, follow the ‘opener curve’ which corresponds to the lowest channel, all the way to $P = 0$. From there, follow the lower rim of the cut corresponding to the second channel, back to its threshold, then turn around the threshold to follow its upper rim, down to $P = 0$. In turn, follow the lower rim of each intermediate channel, then its upper rim. After bouncing $N - 1$ times at $P = 0$, follow the ‘opener curve’ corresponding to the upper channel, until $P \rightarrow +\infty$ on the real axis. Then close the contour by means of the upper semicircle at infinity. In the next section, we shall investigate what happens to the integral, $\mathcal{I} = \int dE \mathbf{G}(E, r, r')$, when considered along this contour in the P plane.

3. Three contributions to the Green’s function integral

3.1. Upper semicircle

At infinity in this upper P plane, the integration weight, $dE = 2(P - Q^4/P^3) dP$, boils down to $2P dP$. All the N distinct Jost solutions boil down to $\exp[i(Pr - \frac{1}{2}\ell_j\pi)]$ in their respective ‘flux channel j ’, while vanishing in the other channels. At the same time, the N distinct regular solutions similarly boil down to $\sin(Pr - \frac{1}{2}\ell_j\pi)/P$ in their respective flux channel

and vanish in the other channels. The Wronskian matrix boils down to the N -dimensional unit matrix.

Assume now $r > r'$, for instance, and thus consider the second of equations (3). The product $\mathbf{f}^+[\tilde{\mathbf{W}}]^{-1}\tilde{\Phi}$ boils down to a diagonal matrix. Its j th diagonal element reads

$$\int_{sc} 2 dP e^{i(Pr - \ell_j \pi/2)} \sin\left(P r' - \ell_j \frac{\pi}{2}\right), \quad (10)$$

and can be easily calculated by reducing the semicircle back to the real P axis. The result does not depend on j ,

$$\begin{aligned} -i \int_{\infty}^{-\infty} dP e^{i(Pr - \frac{1}{2}\ell_j \pi)} \left[\exp\left(iPr' - i\ell_j \frac{\pi}{2}\right) - \exp\left(i\ell_j \frac{\pi}{2} - iPr'\right) \right] \\ = 2i\pi(-)^{\ell_j} [\delta(r + r') - \delta(r - r')]. \end{aligned} \quad (11)$$

It is trivial to verify that the same result is obtained if $r < r'$. Furthermore the term $\delta(r + r')$ cancels out in the space of regular radial waves. Hence the contribution \mathcal{I}_{sc} of the semicircle makes nothing but the multichannel identity, multiplied by $(-2i\pi)$. Note that, differing from [2], this identity is not multiplied by a factor depending on θ , since for us the ends of the semicircle, $-\infty$ and $+\infty$, both lie on the real P axis.

3.2. Continuum

It makes no difference here whether we consider the contribution of one of the ‘opener lines’ or that of one of the intermediate cuts for, in both cases, we group partner terms. Such partners either come from a transform $P \leftrightarrow \pm Q^2/P$ or from opposite rims of the intermediate cut under consideration. What is important to note is that momenta retain their finite and positive imaginary parts and do not change when we compare two partner points, except that momentum specific to the opener line or the cut. For that momentum, which is real, ‘partnership’ means $k_j \leftrightarrow -k_j$, with still an infinitesimal positive imaginary part. Keeping in mind that Φ is even under such a momentum flip, the contribution of such a continuum thus reads, if $r > r'$ for instance,

$$\mathcal{I}_j = \int_0^{\infty} 2k_j dk_j \mathbf{D}_j(E, r) \tilde{\Phi}(E, r'), \quad (12)$$

where $\mathbf{D}_j(E, r)$ represents the following difference between partners,

$$\mathbf{D}_j(E, r) = \mathbf{f}^+(E, r)[\tilde{\mathbf{W}}(E)]^{-1} - \mathbf{f}^+(-k_j, r)[\tilde{\mathbf{W}}(-k_j)]^{-1}, \quad (13)$$

a discontinuity across the cut. The notation used here takes advantage of the fact that $dE = 2k_j dk_j$, and that k_j is a convenient label along the line or the cut. The first term, $\mathbf{f}^+(E, r)[\tilde{\mathbf{W}}(E)]^{-1}$, on the right-hand side of equation (13) clearly comes from the upper rim. The notation that we use for the second term, $\mathbf{f}^+(-k_j, r)[\tilde{\mathbf{W}}(-k_j)]^{-1}$, indicates that, because of analytic continuation in the physical sheet around the threshold, one Jost solution $f_{\cdot j}^-$ now makes the j th column of \mathbf{f} and that of $\tilde{\mathbf{W}}$. *All other columns are unchanged, and this strong similarity reduces the difference \mathbf{D}_j to be a rank one dyadic.* An elementary proof of this dyadic result was given in appendix C of [5]. Nothing changes in the argument if $r < r'$.

As a consequence of the dyadic nature of \mathbf{D}_j , and of the symmetry $\mathbf{G}(E, r, r') = \mathbf{G}(E, r', r)$, hence of the same symmetry for discontinuities across cuts, there exists as a column vector a solution $\phi_{\cdot j}$ of equation (1) that is able to represent symmetrically both $\mathbf{D}_j(E, r) \tilde{\Phi}(E, r')$ and $\Phi(E, r) \tilde{\mathbf{D}}_j(E, r')$ in a self-dual way as an outer product,

$$\mathcal{I}_j = \int_0^{\infty} 2k_j dk_j \frac{\phi_{\cdot j}(E, r) \tilde{\phi}_{\cdot j}(E, r')}{\mathcal{D}(E)}. \quad (14)$$

This solution belongs to the set of regular solutions, naturally, because of the regularity of \mathbf{G} at both $r = 0$, and $r' = 0$, illustrated by the presence of Φ in equations (3). The exact natures of this ϕ_j and of the ‘normalizing’ denominator \mathcal{D} are discussed in the appendix.

At this stage, the full integral along the full contour thus gives the sum of the multichannel identity and ‘pseudoprojectors on the continuum’, one pseudoprojector for each channel,

$$\frac{i}{2\pi} \int dE \mathbf{G}(E, r, r') = \begin{bmatrix} \delta(r - r') & 0 & \dots & 0 \\ 0 & \delta(r - r') & \dots & 0 \\ \vdots & \vdots & \ddots & \vdots \\ 0 & 0 & \dots & \delta(r - r') \end{bmatrix} + \frac{i}{\pi} \sum_{j=1}^N \int_0^\infty k_j dk_j \frac{\phi_j(E, r) \tilde{\phi}_j(E, r')}{\mathcal{D}(E)}. \quad (15)$$

The next subsection shows what happens if the same integral is evaluated by means of the Cauchy theorem.

3.3. Residues at poles

We assumed that, before complex scaling, namely for $\theta = 0$, there existed an identity resolution in terms of unscaled bound states and unscaled scattering states. In other words, we assumed that the corresponding, unscaled $\mathbf{G}(E)$ shows only isolated, simple poles, besides the physical cuts. Such poles can be on the real E axis of the physical sheet, describing bound states, or away from this axis, then describing resonances or antiresonances. The point is, now, that the CSM cannot change the nature of such poles [1]. Within our description by equations (1), the CSM just rotates such poles by 2θ in the energy representation, along circular arcs, concentric around $E = 0$. In the P representation, the images of such arcs are also concentric arcs, with angular extension θ only. This is trivially seen from the equation which, for each initial position ε of a pole, defines those values of P which represent $e^{2i\theta} \varepsilon$,

$$(P + e^{2i\theta}/P)^2 = e^{2i\theta} \varepsilon. \quad (16)$$

Indeed, θ disappears from this equation if one sets $P = e^{i\theta} P_0$, where P_0 solves for the initial position ε . It can be concluded that only simple poles will be found when a finite θ is used for our CSM. Note, incidentally, that for ε real and negative (bound states), the P representation will align poles along the axis with polar angle $\theta + \pi/2$, further than the circle with radius 1 that we found as the locus of thresholds. There will be no such alignment for resonances.

For the calculation of \mathcal{I} by Cauchy’s theorem, poles are not due to either \mathbf{f} or Φ , since these, as functions of E or P , are regular. Only the divergence of \mathbf{W}^{-1} can create poles. The situations of interest are those when the roots of the determinant, $\det \mathbf{W}$, are located inside the integration contour. We know that such is the case for the bound states. Depending upon θ , some resonances may also rotate into the domain. It is already known that only simple, isolated poles occur. The only question to solve is, what is the residue of \mathbf{G} at such a pole.

Residues of \mathbf{G} at its poles will now be obtained from derivatives d/dE . That is equivalent to a calculation in the P representation, in any case, and slightly easier. We shall use short notation in which the dependence of Φ , \mathbf{f}^+ , \mathbf{W} , upon r , and/or r' and/or E will be most often understood. However, at those energies E_ν where a pole occurs, we use an explicit subscript ν to specify that such quantities Φ, \dots, \mathbf{W} are evaluated at E_ν .

Poles occur because of \mathbf{W}^{-1} . Hence, we must only find the residue,

$$\mathcal{R}_\nu = \lim_{E \rightarrow E_\nu} (E - E_\nu) \mathbf{W}^{-1}(E), \quad (17)$$

and form the matrix product, $\Phi_\nu \mathcal{R}_\nu \tilde{\mathbf{f}}_\nu^+$ and its transpose $\mathbf{f}_\nu^+ \tilde{\mathcal{R}}_\nu \Phi_\nu$.

At a (simple!) root E_ν of $\det \mathbf{W}(E)$, there is necessarily one, and just one, null right eigenvector Λ_ν of \mathbf{W} . Similarly there is one, and just one, null left eigenvector $\tilde{\Lambda}'_\nu$. We write them as columns and normalize them by the condition,

$$\tilde{\Lambda}'_\nu \Lambda_\nu = 1. \quad (18)$$

Then the divergent part of \mathbf{W}^{-1} in a neighbourhood of E_ν is nothing but the truncation,

$$\mathbf{W}_{\text{tr}}^{-1} = \frac{\Lambda_\nu \tilde{\Lambda}'_\nu}{\tilde{\Lambda}'_\nu \mathbf{W}(E) \Lambda_\nu}, \quad (19)$$

where there is an explicit dependence on E in the denominator. This denominator, a number, vanishes at $E = E_\nu$. As a matrix element of \mathbf{W} it is nothing but the Wronskian of the following two waves, $F \equiv \mathbf{f}^+ \Lambda'_\nu$ and $\xi \equiv \Phi \Lambda_\nu$. The former, F , is irregular, the latter, ξ , is regular. While Λ_ν and Λ'_ν do not depend on E , since they were defined at $E = E_\nu$, both F and ξ depend on E , via \mathbf{f}^+ and Φ . When their Wronskian vanishes, F and ξ become proportional to each other, and there exists a number c such that $F_\nu = c\xi_\nu$. This special wave is both a mixture of regular solutions and a mixture of Jost solutions, with positive imaginary parts in the momenta driving all Jost solutions. Therefore, it decreases exponentially in all channels when $r \rightarrow \infty$ and it is square integrable as well as regular. As expected it represents either a bound state or a regularized resonance.

According to equations (17) and (19), the residue under study comes from just the reciprocal of the derivative of the Wronskian of F and ξ ,

$$\mathcal{R}_\nu = \frac{\Lambda_\nu \tilde{\Lambda}'_\nu}{d[\tilde{\Lambda}'_\nu \mathbf{W}(E) \Lambda_\nu]/dE|_{E=E_\nu}}. \quad (20)$$

In short, we must calculate the derivative of a Wronskian with respect to the energy, $d[\tilde{\Lambda}'_\nu \mathbf{W}(E) \Lambda_\nu]/dE$. To help manipulations with Wronskians, define an operator matrix \mathbf{U} with matrix elements the CSM potentials, completed by the centrifugal barriers and the thresholds,

$$\mathbf{U}_{ij} = e^{2i\theta} U_{ij}(e^{i\theta} r) + \delta_{ij} \left[e^{2i\theta} E_j^* + \frac{\ell_j(\ell_j + 1)}{r^2} \right]. \quad (21)$$

Then elementary, but slightly tedious manipulations, which are already described in [10] or in appendix B of [5], give the remarkably simple result,

$$d[\tilde{\Lambda}'_\nu \mathbf{W}(E) \Lambda_\nu]/dE|_{E=E_\nu} = -c \int_0^\infty dr \tilde{\xi}(E_\nu, r) \xi(E_\nu, r). \quad (22)$$

Then the constant c cancels out between this and the numerators of $\mathbf{f}_\nu^+ \tilde{\mathcal{R}}_\nu \tilde{\Phi}_\nu$ and $\Phi_\nu \mathcal{R}_\nu \mathbf{f}_\nu^+$, which make the same, symmetric formula in any case, whether $r > r'$ or $r < r'$, since $F_\nu = c\xi_\nu$.

Summing upon all such residues obtained at roots E_ν of $\det \mathbf{W}$ above the ‘opener’ curves in the P upper half-plane, the contour integral reads,

$$\mathcal{I}(r, r') = -2i\pi \sum_\nu \frac{\Phi(E_\nu, r) \Lambda_\nu \tilde{\Lambda}'_\nu \tilde{\Phi}(E_\nu, r')}{\int_0^\infty dr'' \tilde{\Lambda}'_\nu \tilde{\Phi}(E_\nu, r'') \Phi(E_\nu, r'') \Lambda_\nu}. \quad (23)$$

Here we state again that the column vector Λ_ν is the null, right-hand side eigenvector of $\mathbf{W}(E_\nu)$, namely $\mathbf{W}(E_\nu) \Lambda_\nu = 0$, then the column vector $\Phi(E_\nu) \Lambda_\nu$ of wavefunctions is the wavefunction of the bound state or resonance, and the denominator plays the role of a ‘Euclidean-like square norm’. This denominator is non-vanishing; this corresponds to the hypothesis of single, isolated poles. All these are labelled by ν , a discrete index, or as well by P_ν , an isolated root of \mathbf{W} if viewed as a function of P .

3.4. Completeness

Since the three contributions \mathcal{I}_{sc} , $\sum_j \mathcal{I}_j$ and \mathcal{I} are obviously related by $\mathcal{I}_{sc} + \sum_j \mathcal{I}_j = \mathcal{I}$, it is trivial to equate $\frac{i}{2\pi} \mathcal{I}_{sc}$, the multichannel identity, with the difference between $\frac{i}{2\pi} \mathcal{I}$, the pseudoprojector on both bound states and resonances, and $\frac{i}{2\pi} \sum_j \mathcal{I}_j$, the latter term making the pseudoprojector upon the continuum for all channels. Naturally, in practical calculations, a cutoff and some amount of discretization will be necessary to integrate such continuum terms, but the P representation provides a suitable frame for testing the convergence of such a resolution for sum rules, level densities and similar observables. Note that, because of the use of complex, self-dual bras and kets in the resolution, such cutoff and discretization manipulations may generate spurious imaginary parts for the expectation values of Hermitian observables. For a discussion and possible interpretation of imaginary parts in individual matrix elements, we refer to [11]. But, when summed upon all discrete and integral terms provided by the resolution, such imaginary parts must add up to a negligible, spurious noise compared to the real parts. This requested cancellation makes one more criterion to validate numerical operations.

4. Discussion and conclusion

Once again we used the ABC theorems [1] to locate the discrete spectrum at trivially rotated positions deduced from the discrete spectrum of an initial, Hermitian Hamiltonian. The topological similarity provided by the CSM rotation warrants that, as long as there are no double poles or higher singularities with the initial Hamiltonian, the same will be true with the CSM Hamiltonian.

Then it was not very difficult to find a representation which allows a suitable contour integration of the Green's function. There was still a slightly complicated Riemann surface to handle, for the number of cuts was reduced to $N - 2$ only [12], but we took great care, including a few numerical, illustrative examples, to show that all cuts in the new representation are well understood, all thresholds are easily located, all complex momenta to be used for proofs have positive imaginary parts in a physical domain of a suitable sheet and in general that all technicalities are sound.

This proof of the CSM completeness for N channels is restricted to a finite number of well-separated channels, normal square root threshold singularities, in a purely inelastic situation, without rearrangement, and with short ranged forces. The case of long range forces makes a more difficult question, indeed [13, 14]. But our restrictions still allow a large class of practical problems, and for instance in nuclear physics, a very large number of collective resonances can be described by the coupled channel equations that we studied.

Acknowledgment

BGG thanks the Hokkaido University for its hospitality during part of this work.

Appendix

We give here in some detail a description of that regular solution ϕ_j which accounts for the discontinuity of the Green's function across a cut. For the sake of pedagogy, we set the channel number to be $N = 4$ and shall consider only what happens for, e.g., the second cut.

Generalizations are obvious and left as an exercise for the interested reader. In a condensed notation, we write the upper rim Wronskian matrix as

$$\mathbf{W}_u = \begin{bmatrix} a & b & c & d \\ e & f & g & h \\ i & j & k & l \\ m & n & o & p \end{bmatrix} \quad (\text{A.1})$$

where, for instance, b is the Wronskian of $f_{.1}^+$ with $\varphi_{.2}$ and o is the Wronskian of $f_{.4}^+$ with $\varphi_{.3}$. The inverse of \mathbf{W}_u reads, trivially,

$$\mathbf{W}_u^{-1} = (\det_u)^{-1} \begin{bmatrix} a' & e' & i' & m' \\ b' & f' & j' & n' \\ c' & g' & k' & o' \\ d' & h' & l' & p' \end{bmatrix}, \quad (\text{A.2})$$

where \det_u is the determinant of \mathbf{W}_u and the prime symbols denote the corresponding cofactors. For the lower rim of the second cut a substitution occurs for the second row of \mathbf{W}_u , hence the lower rim Wronskian matrix reads

$$\mathbf{W}_l = \begin{bmatrix} a & b & c & d \\ q & r & s & t \\ i & j & k & l \\ m & n & o & p \end{bmatrix}, \quad (\text{A.3})$$

where, for instance, t is the Wronskian of $f_{.2}^-$ with $\varphi_{.4}$. Accordingly the inverse matrix becomes,

$$\mathbf{W}_l^{-1} = (\det_l)^{-1} \begin{bmatrix} a'' & e' & i'' & m'' \\ b'' & f' & j'' & n'' \\ c'' & g' & k'' & o'' \\ d'' & h' & l'' & p'' \end{bmatrix}, \quad (\text{A.4})$$

where double prime symbols denote new cofactors, but the cofactors of $\{q, r, s, t\}$ are the same as those of $\{e, f, g, h\}$.

Again with a transparent, condensed notation, we set, for the upper and lower rim, respectively,

$$\tilde{\mathbf{f}}^u = \begin{bmatrix} A & B & C & D \\ E & F & G & H \\ I & J & K & L \\ M & N & O & P \end{bmatrix}, \quad \tilde{\mathbf{f}}^l = \begin{bmatrix} A & B & C & D \\ Q & R & S & T \\ I & J & K & L \\ M & N & O & P \end{bmatrix}. \quad (\text{A.5})$$

with, for instance, $\{A, B, C, D\} \equiv \{f_{11}^+, f_{21}^+, f_{31}^+, f_{41}^+\}$, and $\{E, F, G, H\} \equiv \{f_{12}^+, f_{22}^+, f_{32}^+, f_{42}^+\}$, while $\{Q, R, S, T\} \equiv \{f_{12}^-, f_{22}^-, f_{32}^-, f_{42}^-\}$. For $r < r'$, the discontinuity to be studied corresponds to the transpose of equation (13), and reads, in a condensed notation,

$$\tilde{\mathbf{D}}_2(r') = \mathbf{W}_u^{-1} \tilde{\mathbf{f}}^u(r') - \mathbf{W}_l^{-1} \tilde{\mathbf{f}}^l(r'). \quad (\text{A.6})$$

The subscript 2 for the cut and the r' dependence will be now understood and we shall use trivial identities to analyse

$$\tilde{\mathbf{D}} = [\mathbf{W}_l^{-1} + \mathbf{W}_l^{-1}(\Delta\mathbf{W})\mathbf{W}_u^{-1}] \tilde{\mathbf{f}}^u - \mathbf{W}_l^{-1}(\tilde{\mathbf{f}}^u + \Delta\tilde{\mathbf{f}}) = \mathbf{W}_l^{-1}(\Delta\mathbf{W})\mathbf{W}_u^{-1} \tilde{\mathbf{f}}^u - \mathbf{W}_l^{-1} \Delta\tilde{\mathbf{f}}, \quad (\text{A.7})$$

where $\Delta \mathbf{W} = \mathbf{W}_l - \mathbf{W}_u$ and $\Delta \tilde{\mathbf{f}} = \tilde{\mathbf{f}}^l - \tilde{\mathbf{f}}^u$. The point is, both modifications Δ are just substitutions for second rows; they boil down to dyadics,

$$\Delta \mathbf{W} = \begin{bmatrix} 0 \\ 1 \\ 0 \\ 0 \end{bmatrix} \otimes [q - e \quad r - f \quad s - g \quad t - h],$$

$$\Delta \tilde{\mathbf{f}} = \begin{bmatrix} 0 \\ 1 \\ 0 \\ 0 \end{bmatrix} \otimes [Q - E \quad R - F \quad S - G \quad T - H].$$
(A.8)

(Our use of the tensor product symbol \otimes is actually superfluous; we just want to stress the matrix product of a column by a row.) The next point is, then, that a global dyadic form for $\tilde{\mathbf{D}}$ emerges,

$$\tilde{\mathbf{D}} = \mathbf{W}_l^{-1} \begin{bmatrix} 0 \\ 1 \\ 0 \\ 0 \end{bmatrix} \otimes ([q - e \quad r - f \quad s - g \quad t - h] \mathbf{W}_u^{-1} \tilde{\mathbf{f}}^u - [Q - E \quad R - F \quad S - G \quad T - H]).$$
(A.9)

Furthermore, from the very definition of matrix inversion, we see that

$$[e \quad f \quad g \quad h] \mathbf{W}_u^{-1} = [0 \quad 1 \quad 0 \quad 0],$$
(A.10)

hence

$$[-e \quad -f \quad -g \quad -h] \mathbf{W}_u^{-1} \tilde{\mathbf{f}}^u = -[E \quad F \quad G \quad H],$$
(A.11)

and $\tilde{\mathbf{D}}$ simplifies into

$$\tilde{\mathbf{D}} = (\det_l)^{-1} \begin{bmatrix} e' \\ f' \\ g' \\ h' \end{bmatrix} \otimes ([q \quad r \quad s \quad t] \mathbf{W}_u^{-1} \tilde{\mathbf{f}}^u - [Q \quad R \quad S \quad T]).$$
(A.12)

For $r < r'$ the complete discontinuity $\Phi(r) \tilde{\mathbf{D}}(r')$ of $\mathbf{G}(r, r')$ thus reads

$$\det_l \det_u \Phi(r) \tilde{\mathbf{D}}(r') = \phi(r) \tilde{\Xi}(r'),$$
(A.13)

with

$$\phi = e' \varphi_{.1} + f' \varphi_{.2} + g' \varphi_{.3} + h' \varphi_{.4},$$
(A.14)

and

$$\Xi = (qa' + rb' + sc' + td') f_{.1}^+ + (qe' + rf' + sg' + th') f_{.2}^+ + \dots + (qm' + rn' + so' + tp') f_{.4}^+ - \det_u f_{.2}^-.$$
(A.15)

Both ϕ and Ξ are column vectors and relate to the second cut, hence they should actually read $\phi_{.2}$ and $\Xi_{.2}$ in a notation compatible with equations (14) and (15). We omitted such subscripts, for the sake of conciseness.

It may be convenient to take advantage of the cofactor nature of all the coefficients a', \dots, p' . This gives indeed the formal, but condensed formula,

$$\phi = \det \begin{bmatrix} a & b & c & d \\ \varphi_{.1} & \varphi_{.2} & \varphi_{.3} & \varphi_{.4} \\ i & j & k & l \\ m & n & o & p \end{bmatrix}.$$
(A.16)

Similarly, we find the formal result,

$$\Xi = -\det \begin{bmatrix} a & b & c & d & f_1^+ \\ e & f & g & h & f_2^+ \\ i & j & k & l & f_3^+ \\ m & n & o & p & f_4^+ \\ q & r & s & t & f_2^- \end{bmatrix}, \quad (\text{A.17})$$

because all coefficients such as

$$\begin{aligned} qa' + rb' + sc' + td' &= \det \begin{bmatrix} q & r & s & t \\ e & f & g & h \\ i & j & k & l \\ m & n & o & p \end{bmatrix}, \dots, qm' + rn' + so' + tp' \\ &= \det \begin{bmatrix} a & b & c & d \\ e & f & g & h \\ i & j & k & l \\ q & r & s & t \end{bmatrix}, \end{aligned} \quad (\text{A.18})$$

can themselves be interpreted, after keeping track of signs, as cofactors for the last column of the determinant shown by equation (A.17).

In the $2N$ -dimensional space of solutions, it is known that the $2N$ Jost solutions and the N regular ones are related by a formula such as,

$$\mathbf{f}^- = \Phi \mathbf{W}^{-1} \mathbf{w} + \mathbf{f}^+ \mathbf{w}^{-1} \mathbf{W}_- \mathbf{W}^{-1} \mathbf{w}, \quad (\text{A.19})$$

where \mathbf{W} is the same as \mathbf{W}_u , while \mathbf{W}_- is the analogue of \mathbf{W} if one replaces each f_m^+ by its partner f_m^- . Then \mathbf{w} is a diagonal matrix, defined from the Wronskians $\mathcal{W}(f_m^+, f_n^-) = -2ik_m \delta_{mn}$. It will be noted from equation (A.19) that, if we expand an f_m^- on the basis spanned by all the φ_n and all the f_n^+ , the regular components of f_m^- are provided by the m th column of the matrix product $\mathbf{W}^{-1} \mathbf{w}$.

It is known that Ξ always belongs to the subspace of N regular solutions. In our illustrative example where $N = 4$ and we studied the second cut, our Ξ , according to equation (A.15), is a superposition of five solutions, namely all the f_n^+ and one f_n^- only, f_2^- . After an expansion of f_2^- on the basis spanned by the φ_n and the f_n^+ , all its irregular components must cancel out those preexisting irregular components of Ξ seen from equation (A.15). (For the sake of rigor, we verified, by brute force calculations when $N = 2, 3$ and 4 , that the components f_n^+ do vanish out.) Thus we may consider the regular components only, coming from just f_2^- .

The weight of f_2^- is, according to equation (A.15), $-\det_u$. We must therefore find the second column of

$$-\det_u \mathbf{W}^{-1} \mathbf{w} = - \begin{bmatrix} a' & e' & i' & m' \\ b' & f' & j' & n' \\ c' & g' & k' & o' \\ d' & h' & l' & p' \end{bmatrix} \begin{bmatrix} -2ik_1 & 0 & 0 & 0 \\ 0 & -2ik_2 & 0 & 0 \\ 0 & 0 & -2ik_3 & 0 \\ 0 & 0 & 0 & -2ik_4 \end{bmatrix}, \quad (\text{A.20})$$

hence the final result,

$$\Xi = 2ik_2(e'\varphi_{.1} + f'\varphi_{.2} + g'\varphi_{.3} + h'\varphi_{.4}) = 2ik_2\phi. \quad (\text{A.21})$$

The generalization, $\Xi_{.j} = 2ik_j\phi_{.j}$ is obvious. For any channel number N and any j th cut, both ϕ and Ξ correspond to the j th column of \mathbf{W}^{-1} , hence to the cofactors of the j th row of \mathbf{W} . There is no need here to specify \mathbf{W}_u or \mathbf{W}_l , because the relevant cofactors are the same on both rims of the cut. The fact that Ξ and ϕ are the same except for the factor $2ik_j$ gives the

same, symmetrical result whether r is larger or smaller than r' . And the denominator present in equations (14) and (15) reads, when all factors are collected,

$$\mathcal{D}(E) = \frac{\det_u \det_l}{2ik_j}. \quad (\text{A.22})$$

References

- [1] Aguilar J and Combes J M 1971 *Commun. Math. Phys.* **22** 269
Aguilar J and Balslev E 1971 *Commun. Math. Phys.* **22** 280
- [2] Myo T, Ohnishi A and Katō K 1998 *Prog. Theor. Phys.* **99** 801
- [3] Myo T, Katō K, Aoyama S and Ikeda K 2001 *Phys. Rev. C* **63** 054313–1
- [4] Berggren T 1973 *Phys. Lett. B* **44** 23
Romo W J 1975 *Nucl. Phys. A* **237** 275
- [5] Giraud B G and Katø K 2003 *Ann. Phys.* **308** 115
- [6] Krylov N S and Fock V A 1947 *Zh. Eksp. Teor. Fiz.* **17** 93
Fonda L, Ghirardi G C and Rimini A 1978 *Rep. Prog. Phys.* **41** 587
- [7] Menon V J and Lagu A V 1983 *Phys. Rev. Lett.* **51** 1407
- [8] Barrett R F, Robson B A and Tobocman W 1983 *Rev. Mod. Phys.* **55** 155
- [9] Robson D and Cerny J ed 1975 *Nuclear Spectroscopy and Reactions* (New York: Academic) pp 179–248
- [10] Newton R G 1982 *Scattering Theory of Waves and Particles* (New York: Springer) see in particular chapters 12, 15 and 17
- [11] Berggren T 1996 *Phys. Lett. B* **373** 1
- [12] Weidenmüller H A 1964 *Ann. Phys.* **28** 60
- [13] Ho Y K 1983 *Phys. Rep.* **99** 1 (see also the reference list of this paper)
- [14] Moiseyev N 1998 *Phys. Rep.* **302** 211 (see also the reference list of this paper)